
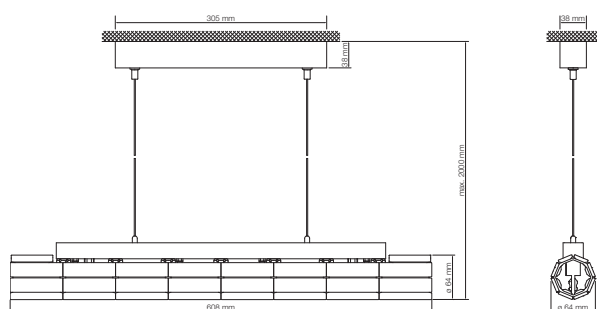


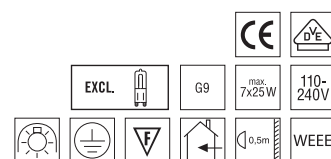
## Crystal Glance VERVE 608 MM PENDANT surface-mounted pendant luminaire



Verve is a versatile and flexibly applicable luminaire: It is available as a wall and pendant luminaire each in various sizes, the wall luminaire can be mounted horizontally as well as vertically. Thanks to the manifold possibilities Verve excellently into the architecture, whose character it accentuates.



Lamp type:	high-voltage halogen lamp
Recommended lamp:	Osram Halopin 25 W, 230 V
Base:	pin base G9
Voltage:	100 - 240 V
Power:	7 x 25 W
Product weight:	4.540g
Environmental conditions for installation:	installation only in dry rooms (indoor). Not suitable for saunas, steam-baths, etc.



Product	Article number A.9950 NR ...	Version
VERVE 608 MM PENDANT	700 213	stainless steel anthrazit grey